



Home of Whispering Winds Wholistic Animal Sanctuary
Phone: (951) 674-0921 / Fax (951) 674-9998

[Click here to view all of our Wholistic Products](#)

PARVO EMERGENCY TEA RECIPE

If you have ordered Parvaide, Vibactra Plus, and/or the other natural remedies your puppy may need to overcome and/or prevent parvo from us Monday through Friday by 3pm PST via overnight express delivery inside the U.S., expect delivery the following day (excluding holidays). U.S. orders received after 3 pm PST, may not ship until the following business day, so may take 2 business days to receive. If you ordered on a Friday after 3pm PST through Sunday, your order will ship Monday and U.S. overnight delivery should be received on Tuesday. If you ordered priority mail, it can take 2 to 5 business days to receive it, if dealing with an active case of parvo, please consider the overnight shipping option. Also, before ordering check to see if we have a retailer near you. Check here for a list of retailers. Check here for a list of [retailers](#).

It is highly recommended that instead of a traditional antibiotic that [Vibactra Plus](#) is used along with Parvaide. Traditional antibiotics only kill some bacteria and are not nearly as quick acting and effective as Vibactra Plus. Vibactra Plus is a natural organic combination of herbs demonstrated to enhance pet immunity via their known antibiotic and antioxidant activities. Vibactra Plus is a natural herbal antibiotic that was created specifically for use with Parvaide or the Kitty Distempaid. There have been many imitators come about over the last few years giving a false positive on the Parvo test. Campylobacter and Coccidia are two of the imitators that are very difficult to treat when treating as Parvo. Vibactra Plus, a natural herbal antibiotic and antiparasitic alternative will attack viruses, bacteria, and microscopic parasites. Vibactra Plus will help treat these imitators.

If you haven't ordered these products for your puppy, please look at our [Retailer's list](#) to see if you can find a retail store near you. If you cannot find a retailer near you, please order from our [website](#) for overnight delivery.

Until you can get the Parvaide, Vibactra Plus, and possibly some of the other products needed when dealing with parvo puppies, such as [Life Cell Support](#) (for those recently or regularly vaccinated and/or chemically wormed within the past 30 days), food grade diatomaceous earth (for those who have worms, haven't been wormed, or were only wormed once in the past month), or other remedies as indicated below, please get any sick puppies started on our parvo emergency tea recipe below, dosing every hour on the hour. Puppies who have been exposed to parvo, but who are not exhibiting symptoms, give the emergency tea recipe 4x/day and/or until you can get the Parvaide, Vibactra Plus, etc. Take a look at my [Healing Parvo webpage](#), I have not finished this page, but it has some good information that might be useful for you.

Here is the Parvo Emergency Tea Recipe:

(Please note: This recipe may help sustain your parvo puppy and is given every hour on the hour for active parvo infection. This recipe can be used to preventatively treat those who have been exposed to the parvo virus, but are having no symptoms by giving it 4x/day for 5 days until you can get the Parvaide and Vibactra Plus. This tea is NOT the full strength Parvaide).

Warning: Do not use this recipe with other treatments where the ingredients are unknown. Doing so could be fatal to your dog. Always check with a qualified or knowledgeable person before combining treatments.

You will need these ingredients (these ingredients can be found in most major supermarkets with pharmacies):

- 1 cup Pedialyte (or electrolyte fluid)
- 2 tea bags herbal Peppermint with Spearmint tea (We recommend Bigelow's Mint Medley but if you can't find Bigelow look for one that has both peppermint and spearmint) DO NOT GET TEA WHICH CONTAINS CAFFEINE.
- 2 teabags of chamomile tea / DO NOT GET TEA WHICH CONTAINS CAFFEINE
- 2 capsules Echinacea (This can usually be found at Wal-Mart or your pharmacy if it carries a line of natural products)
- 2 Teaspoons Finely chopped garlic
- 1000 mg Vitamin C
- (A few things you may want to pick up at the supermarket or have on hand are: Beef Broth or Chicken Broth, syringes, a child size disposable enema)



Heat 1 cup of Pedialyte until hot but do not boil. Add 2 tea bags of mint tea, 2 tea bags of chamomile tea, empty 2 capsules of Echinacea, and add 2 Tsp. of fresh garlic. Do not microwave the tea.

Stir, put a lid on it and let steep for 20 min. Add 1000 mg. Vitamin C AFTER the tea has cooled, as heat destroys Vitamin C.

As per the following table give one dose, wait 15 minutes then give another dose, then give a dose every hour after that.

Animal Weight	Emergency Tea
under 3 lbs.	1 teaspoon
3 to 10 lbs.	2 teaspoons
11 to 20 lbs.	1 tablespoon
21 to 30 lbs.	2 tablespoons
31 to 40 lbs.	3 tablespoons
41 to 50 lbs.	4 tablespoons
51 to 60 lbs.	5 tablespoons
61 to 70 lbs.	6 tablespoons
71 to 80 lbs.	7 tablespoons
81 to 90 lbs.	8 tablespoons

We recommend you put your dog on an anti-biotic to prevent secondary infections such as pneumonia. We recommend [Vibactra Plus](#) or [Colloidal Silver](#) as they both kill over 650 known viruses, bacteria, and fungus across the board, plus single celled organisms such as coccidia protozoan. We only use natural antibiotics as they are far more effective against a wider range of pathogens than what traditional antibiotics cover and in some cases, the natural antibiotic can make the difference of whether a puppy survives. So, we do NOT recommend penicillin, cephalexin, baytril, amoxicillin, flagyl, or ANY other traditional antibiotic. Please, don't waste your money and possibly compromise the life of your puppy by using a traditional antibiotic. Often puppies who have parvo also have coccidia (due to the lowered immune system from getting parvo). The Vibactra Plus or Colloidal Silver will address this issue more effectively than traditional antibiotics will, again increasing the chances of survival.

If your dog is vomiting and will not keep the tea down you can give some liquid [Bentonite Clay](#) or Pepto-Bismol, wait 15 minutes, then try the tea again. If that does not work your dog may be too dehydrated, so give an enema with the same amount of tea you are giving for an oral dose. Every single parvo puppy we have ever treated has gotten at least one enema. More enema information is on my [Healing Parvo webpage](#).

Watch for dehydration. If the gums go light pink, gray, or white you need to get fluids into your dog as soon as possible. Pinch the skin, it should go "Instantly" back into place like it does when you pinch the skin on your own arm, if it doesn't your dog is dehydrated. You can take your dog to a vet and get intravenous fluids, or you can do an enema. The large intestine will act the same as the small and will absorb fluids. So doing an enema is another way of putting fluids back into the body. Empty the contents out of the infant disposable enema (or use a syringe) and put the suggested amount of tea into it. Use as much of the tea recipe as you give by mouth. For example: if you are giving 1 teaspoon by mouth then give 1 teaspoon by enema. Do not stop giving the tea by mouth. You will give the enema and the tea by mouth every hour until the dog has kept the tea down by mouth at least 2 times (give the enema first then give the tea by mouth) AND until the puppy's gums are a nice dark pink and when you pinch their skin it goes INSTANTLY back into place like it does when you pinch the skin on your own arm.

More parvo puppies DIE of dehydration than they do of the parvo virus itself, so it is of UTMOST importance to make sure your puppy is properly hydrated. If it takes 1 or 2 seconds for their skin to go back into place when you pinch it, they ARE dehydrated!! IF this occurs, you MUST give the puppy enemas and oral doses EVERY hour on the hour, until their gums are a nice dark pink and you pinch their skin and it goes INSTANTLY back into place. THEN and ONLY then, you can give just the hourly oral doses.

We have found [100% New Zealand Colostrum](#) is excellent to provide some protein as well as boost the immune system of our worst case scenario puppies we have worked with. Puppies who aren't keeping oral fluids down can tolerate just having the dry powder put in their mouths every hour. Those who are keeping fluids down well, can often tolerate the NZ Colostrum wetted just enough to make it easy to syringe down their throats. NZ Colostrum is also excellent to balance blood sugar levels. Please do NOT give honey to a sick parvo puppy. Honey can cause botulism in puppies and infant children under 1 year of age.

If your puppy is whining, give charcoal capsules or [Bentonite Clay](#) every 2 hours for a total of 8 hours or until improvement is seen (which occurs first). Whining is a sign of campylobacter poisoning, parvo. Keep up the hourly tea dosing (or Parvaaid when it arrives) to keep campy puppies hydrated, along with dosing 4x/day with the [Vibactra Plus](#) or [Colloidal Silver](#).

[Recommendations for puppies who were vaccinated or chemically wormed within 14 days of coming down with parvo:](#)

- ADD: 2000 mg. vitamin C to the tea recipe for ALL puppies (instead of the usual 1000mg Vitamin C). Add the Vitamin C, AFTER the tea has steeped for 20 minutes, as high heat destroys vitamin C.
- ADD: 1/2 teaspoon Oregano to the tea recipe for ALL puppies - use until you have an antibiotic, then



discontinue use)
GIVE: 1 Vitamin B Complex tablet via enema to ALL puppies over 10 lbs.; 1/2 Vitamin B Complex tablet via enema daily to puppies under 10 lbs.
GIVE: Life Cell Support 3 to 4 times/day until recovered, then give 3x/day for 30 days.

Dose the tea recipe hourly to the sick puppy, until the Parvaaid arrives, and/or until she starts eating on her. Use just the peppermint/spearmint, chamomile, vitamin C and pedialyte tea (omitting the garlic and echinacea) with the Parvaaid when it arrives, INSTEAD of just the plain pedialyte.

Caution: Do NOT force oral fluid down the throat, as aspiration can occur, putting fluid into the lungs. Do NOT forcefully administer enemas - enemas need to be given slowly to increase chances of rehydrating puppies. Discontinue use if signs of allergies, hives, worsening of symptoms or intolerance to the parvo emergency tea recipe are noted.

Preventatively dosing puppies exposed to the parvo virus:
Dose the puppies without parvo symptoms, 4x/day with the tea recipe. When the Parvaaid arrives, dose them with just the oral drops of Parvaaid 4x/day for 5 days as a preventative. Give the Vibactra Plus drops or Colloidal Silver ONLY 2x/day as a preventative. Vibactra Plus is a strong natural antibiotic, give only the # of drops recommended based on the puppy's weight. IF you think your puppy may have coccidia or giardia, then dose either the Vibactra Plus OR Colloidal Silver 4x/day for 10 full days AND give the Parvaaid drops 4x/day for 10 full days. This will make sure they do not have coccidia or giardia.

IF the puppy has excessive worm loads add the following to the original tea recipe to make a second tea:
1 tbsp. ground cloves
1/4 tsp. dry mustard
2 tbsp. raw minced garlic (use in place of the 1 tbsp. raw garlic in the tea recipe)

Instances where a parvo puppy is NOT having constant bowel movements, at least 4 or 5 per day, 9 times out of 10 they have excessive worm loads. Keep in mind, just because you don't physically see any worms, they can still be infested. Hookworms and whipworms are microscopic so you won't see them, but they can kill puppies and prevent their recovery from feline parvo. Puppies are born with roundworms AND hookworms, even if their mother had NO worms, ova hatch at birth in puppies. Give this parasite tea for the first 2 hourly doses (orally and/or via enema if needed) and then only 4x/day. Then make sure to obtain Food Grade Diatomaceous Earth as soon as possible. It takes care of ALL intestinal worms and is far safer than giving the tea recipe, as continuous use of garlic can cause Heinz body anemia in puppies. Feed the food grade diatomaceous earth daily for 30 days straight.

Enema doses can be useful to help elicit a bowel movement in puppies that aren't having bowel movements regularly. Use the tea with the cloves and mustard added (or better yet use food grade diatomaceous earth) instead of plain pedialyte, even after the Parvaaid has arrived to give enemas or oral doses with for pupies who aren't having bowel movements or those you know are infested with worms.

White specks in the stool/diarrhea is indicative of a parasite infestation. If you see white specks, definitely add the cloves and mustard to the tea recipe, though note even if you don't see white specks it doesn't mean the puppy does not have worms. Some puppies continue to vomit when they have excessive worm loads and can actually vomit a bunch of worms!

Cases where puppies were chemically wormed 2 to 4 weeks prior to coming down with parvo and especially in instances where they weren't wormed the second time, often have worm infestations as the hatching worm eggs hatched since the first worming.

If you can obtain Food Grade Diatomaceous Earth from a local feed store, you can use it instead of the added herbs (garlic and mustard). It is much easier to get down puppies throats as it doesn't taste nasty like the parasite tea does. It is highly effective and what we personally use to deworm infested parvo puppies people bring us. Dose 2x/day with the "food grade" DE as recommended on my website for those dealing with infestations. DE is safe to use via enema as well for puppies who are not having bowel movements. Just mix with their hourly pedialyte and Parvaaid dose and give via enema.

Please do NOT use a chemical wormer when dealing with a sick parvo puppy. The chemical wormer given when they have inflamed intestinal tracts from parvo more often than not kills the puppy and at the very least will make them take much longer to get well.

IF you just chemically wormed your puppy within 7 days of it getting sick: Use bentonite clay or charcoal to sweep the poison out of the system. These remedies are also excellent for salmonella poisoning, aflatoxin poisoning, campylobacter, etc. You can find these things at a health food store. I prefer liquid bentonite clay, but charcoal will work just as well. Dose is adjusted, based on the weight of the puppy.

My recommended dose for puppies who were just wormed:

Puppy Weight	Liquid Bentonite	Charcoal wetted with water
up to 10 lbs.	1/2 teaspoon	1/2 capsule
11 to 20 lbs.	1 teaspoons	1 capsule
21 to 30 lbs.	1-1/2 teaspoons	1-1/2 capsule
31 to 40 lbs.	2 teaspoons	2 capsules
41 to 50 lbs.	2-1/2 teaspoons	2-1/2 capsules

51 to 80 lbs.	3 teaspoons	3 capsules
---------------	-------------	------------

Dose either the Bentonite Clay or the Charcoal Capsules (empty capsule and mix with water and syringe down the throat) every 2 hours for a total of 8 hours. When dosing Bentonite or Charcoal dose this on the opposite half hour away from the hourly tea and Parvaaid dose, as these natural anti-poisoning products will sweep poisons and toxins out of the body, but they will also remove the good things. Bentonite clay or charcoal can be given via enema every 8 hours, as well. If using activated charcoal, expect a black bowel movement.

Give Amber Tech's Life Cell Support 4x/day, until recovered from parvo; then give Life Cell Support 3x/day for a full 30 days AFTER it has recovered from parvo. Use the Bentonite clay or charcoal, even if you are using Amber Tech's Life Cell Support.

If you have a fresh lemon on hand, you can also add to 20 drops of the fresh squeezed lemon juice to any enema doses given. This helps detox the liver from the chemicals and provides vitamin C and bioflavinoids.

EVAPORATE the alcohol in the tinctures for every dose given by taking hot hot water from a boiling tea pot and putting Amber Tech's herbal products drops in a copy and covering with an equal number of drops of the hot water. Allow to sit for 60 seconds, then administer when cool enough to do so.

TOXIC LIVER

Some cases of parvo puppies who have been overly chemically wormed and/or vaccinated, or poisoned the liver is nearly destroyed. Amber tech advises that Autopsies/Necropsies of chemically treated parvo puppies have shown some where the liver just turns to mush. Puppies under 3# are particularly suceptible to liver trouble from vaccinations, chemical wormers, flea, tick, heartworm preventatives, and/or other poisons.

If you think your puppy's liver is thrashed, you can do the following to help cleanse and detox the liver and start rebuilding it:

Milk Thistle - NON-alcoholic tincture (or *evaporate out the alcohol if you can only get the alcohol variety). This works great in enemas, along with the fresh lemon juice above. If your puppy is keeping down the oral fluids, give orally as well, every hour, in addition to the tea or plain pedialyte & Parvaaid (*evaporate out the alcohol in the Parvaaid too). *See instructions for evaporating out the alcohol below.

Turmeric - Excellent antioxidant, anti-inflammatory, anti-microbial, anti-carcinogenic, cardio and gastrointestinal effects and great for the liver. You can find this herb at a health food store.

Fresh Squeezed Lemon Juice is excellent to cleanse the liver. This juice should be given via enema and can also be added to hourly oral doses.

Puppy Weight	Non-Alcoholic Milk Thistle*	Fresh Lemon Juice	Turmeric
up to 3 lbs.	4 drops	4 drops	250 mg
4 to 10 lbs.	10 drops	10 drops	250 mg
11 to 20 lbs.	15 drops teaspoons	15 drops	250 mg
21 to 30 lbs.	20 drops	20 drops	500 mg
31 to 40 lbs.	25 drops teaspoons	25 drops capsules	750 mg
41 to 50 lbs.	30 drops	30 drops	750 mg
51 to 80 lbs.	30 drops	30 drops	1000 mg

*Alcohol tinctures are NOT recommended for puppies with chemical toxicity/poisoning. To evaporate out the alcohol, simplyadd an equal number of drops of hot pedialyte or water to the appropriate number of drops (based on puppy's weight) of alcohol tinctures. Wait 30 seconds and the heat will have evaporated out the alcohol in the tincture. Then administer.

Internal Gold Detox Kit - Often when the liver is toxic, inflamed, and swollen, the kidneys are suffering as well. Using the Internal Gold Detox Kit will help the kidneys and liver function better as it cleanses the liver, blood, lymphatic system, and kidneys. This product is excellent for all liver ailments and especially great for cancer. If your puppy was overly toxified with traditional vaccinations, chemical wormers, flea/tick/heartworm preventatives, give the Internal Gold Detox Kit 3x/day for at least 30 days, preferably 60 days.

WORST CASE PUPPIES

Worst case scenario parvo "plus" puppies (meaning they are dealing with more than just regular parvo) we have encountered - their intestines swell so much, they can literally close shut, meaning no oral fluid can go down orally without vomiting instantly after a single drop (or more) of oral fluid is given AND they are NOT having bowel movements at all. Cases such as this arise, again, from overwhelming toxicity in the body often caused by chemical wormers, vaccines, etc. Often, these puppies have normal temperatures (100.5 to 101.5), their gums are a nice pink, and their skin goes instantly back into place meaning they are properly hydrated. Puppies that are treated at the vet hospital on IV's die, but we have found the following to work well with noticeable improvement(having bowel movements again and keeping oral fluids down) within 24 hours of dosing along with hourly dosing of Parvaaid (evaporate out alcohol) (via enema if that's the only way we can keep it in the puppy) and fluid (rotating pedialyte every other hour with aloe vera juice (make sure the aloe you purchase contains NO alcohol - just straight aloe juice).

MSM (Methylsulfonylmethane) - is an excellent natural anti-inflammatory that will help reduce swelling quickly. You can also find it at a health food store, Walmart, pharmacies, etc. When dosing puppies with inflamed intestinal tracts, you double the initial dose for the first two weeks (though you won't need to give it for 2



weeks). Expect the puppy to appear more relaxed and comfortable within an hour of dosing.

Adizone is an excellent herbal anti-inflammatory with effects similar to prednisone. Dose is 2 to 15 drops based on the puppy's weight, 3x/day. Give the first dose via enema AND orally.

Turmeric - Excellent antioxidant, anti-inflammatory, anti-microbial, anti-carcinogenic, cardio and gastrointestinal effects and great for the liver. You can find this herb at a health food store.

Vitamin C -Preferably a buffered form, such as Ester C, calcium ascorbate, etc.

You will dose the MSM and Turmeric, if you can obtain both, 1/3rd the daily dose, 3x/day to equal the daily recommended dose. You can give an initial dose of one-half the MSM daily dose, then split the other half of the daily dose into 1/4 for the remaining two doses for the first day. Give this via Enema ONLY.

Puppy Weight	MSM	Turmeric	Vitamin C
up to 20 lbs.	1000 mg/day	250 mg/day	a pinch in each hourly enema
21 to 30 lbs.	1500 mg/day	500 mg/day	125 mg in each hourly enema
31 to 60 lbs.	2000 mg/day	750 mg/day	250 mg in each hourly enema
61 to 80 lbs.	3000 mg/day	1000 mg/day	500 mg in each hourly enema

Because these puppies cannot keep down oral fluids, even ONE single drop in many cases, it is necessary to give hourly enema doses AND evaporate out any alcohol in tinctures they are given.

Pure aloe juice can either be alternated every hour with regular pedialyte doses or you can use half aloe and half pedialyte for each enema dose, mixed with the above ingredients. Aloe has lots of excellent properties, anti-inflammatory, soothing, healing, and laxative are the reasons we are using it for these severely inflamed puppies.

Use the liver detox remedies (milk thistle & lemon juice) as well in each enema given. Mix well. Expect the turmeric to stain the puppy's fur and or your finger's a nice yellow/orange color.

Give NZ Colostrum powder dry, orally, just a pinch to 1 tsp. depending on puppy weight, every hour after giving the puppy's enema dose, until the puppy is able to keep down oral fluid. Then syringe NZ colostrum mixed with pedialyte or aloe, starting out with 3 cc's and working up until the puppy can keep down it's normal hourly dose.

Continue the hourly enemas until the puppy is eating on it's own. Then continue the Parvaidd (evaporate the alcohol) and pedialyte hourly oral doses for 6 hours AFTER the puppy has been eating and drinking on it's own and keeping it down to prevent a relapse. Then give just the Parvaidd drops 4x/day for 2 additional days. Continue the NZ Colostrum a few times/day. Give the Vibactra Plus only 2x/day for 2 additional days to hasten complete recovery.

HOURLY DOSING:

Dose the hourly tea recipe and/or Parvaidd & pedialyte is EVERY hour on the hour, until the puppy is eating and consuming fluids on it's own. This means at 3 am, 4 am, 5 am, etc., as even tho they can be "looking" pretty good at 3 am, if you take a nap until 6 am, they can die of dehydration that quickly. Hopefully you have someone who can help you keep up with the hourly dosing, so you can get a nap if needed.

PREVENTATIVE DOSING

Recommendations for puppies who have been exposed to the parvo virus but are not exhibiting any symptoms and who have NOT recently been vaccinated or chemically wormed:

Dose puppies who are not showing signs of parvo with the above tea recipe 4x/day for 5 days. When the Parvaidd arrives, dose with just the oral drops of Parvaidd, based on the puppy's weight, 4x/day for 5 days and give the Vibactra Plus 2x/day for 5 days as a preventative. This has shown to work extremely well at preventing puppies from coming down with parvo if dosed immediately after you know they have been exposed to the parvovirus.

Recommendations for pregnant mom's who have not given birth yet in a home or property that has previously been exposed to the parvo virus:

NEVER give Parvaidd to a pregnant female, it can cause premature birth. AFTER her puppies are born, give the Parvaidd 4x/day and the Vibactra Plus 2x/day for 5 days to mom. This will help give them a extra boost, help keep their appetites good and strong.

As soon as the puppies are completely weaned, Parvaidd is given once/day and the Vibactra Plus is given once/day, until they go to their new homes. IF you intend to keep one of the puppies, dose the once/day with both Parvaidd & Vibactra Plus, then at 10 weeks of age, stop dosing for 2 days, while giving it the ability to go around your home and property where IF there is parvo still left, it would come across it, then on the evening of the 2nd day - sometime between 6pm and midnight, begin 4x/day for 5 days with Parvaidd; 2x/day with Vibactra Plus.

IF you vaccinate the puppies, after weaning, give Life Cell Support 2x/day for 1 full week after each vaccination.

If you need assistance, you may call us (951) 674-0921 or Amber Tech toll free at (877) 727-8243. As noted on our Heal Parvo webpage, we charge \$25.00 per 15 minute consultation whether via e-mail or telephone. Most of the information you need is on our website pages or here, but if you are having difficulty, you are welcome to contact us for assistance. Unfortunately, parvo is our specialty and as you know, ALL parvo puppies cases are emergencies and there are days, weekends, and holidays I am on the phone with feline distemper, canine



distemper or parvo puppy customers nearly ALL day and night. I can no longer give free advice, as this consumes a large portion of my time which prevents me from being able to do other things.

MOST parvo puppies are easy to heal with just the Parvaaid & Vibactra Plus. The info I have given here is for the more complicated cases and to give you more thorough information to prevent you from having to contact us and to help your puppy or puppies heal more quickly and prevent losses from the more complicated cases.

You can use ALL of the natural remedies I have mentioned in this e-mail, whether or not your puppy has simple parvo or a complicated case and it will NOT hurt the puppy, only benefit them, so IF you aren't sure exactly what is going on, ALL of these natural remedies can be used without harm to your puppy.





IF you need further assistance, you can purchase blocks of telephone or e-mail time below. Please be sure to have the following information ready when you call us. IF you need to contact us, at Wolf Creek Ranch, it is quickest and easiest for us if you can provide the following information:





1. Age and weight of puppy
2. Worming (and whether you've seen worms in the stool or vomit) and vaccination history
3. Type of food you normally feed your puppy
4. Puppy's current rectal temperature
5. Frequency, consistency, smell, and color of puppy's bowel movements
6. Color of puppy's gums and results of the skin hydration pinch test
7. Frequency, consistency, smell, and color of puppy's vomiting
8. Name, city, state, phone number
9. E-mailed pictures of photos of the puppy's bowel movement if you think there is something there we need to see
10. Your Payment Receipt Number so we can reference your advance payment.

Please note, nearly ALL of the information you need is on our webpage or in the emergency arvo puppy tea recipe. READ this information thoroughly. IF you are still having trouble, contact us. ALL parvo puppies are capable of healing, some just need a little more assistance than others.

In order to schedule immediate consultation time, you will need to pay for it in advance. Click on one of the choices below.

The following 4 consultation time/rates are for calls or e-mails originating during normal business hours, Monday through Friday, 10am-5pm, excluding holidays. If you need assistance after normal business hours, weekends, or holidays please purchase your block of time in the "After hours/weekend" buttons.

- 15 Minute Consult ~ \$25.00 (Mon-Fri 10am-5pm PST Only) 
- 30 Minute Consult ~ \$50.00 (Mon-Fri 10am-5pm PST Only) 
- 45 Minute Consult ~ \$75.00 (Mon-Fri 10am-5pm PST Only) 
- 60 Minute Consult ~ \$90.00 (Mon-Fri 10am-5pm PST Only) 

- If you need assistance after normal business hours or on weekends, please select a block of time below:
- 15 Minute Consult ~ \$40.00 (After hours/weekends only) 
- 30 Minute Consult ~ \$80.00 (After hours/weekends only) 
- 45 Minute Consult ~ \$120.00 (After hours/weekends only) 
- 60 Minute Consult ~ \$140.00 (After hours/weekends only) 

Provided you have pre-paid for your consult, we will answer your call and/or return your call immediately.

**These statements have not been evaluated by Food and Drug Administration. This product is not intended to diagnose, treat, cure or prevent any disease. The information on this Web site or in emails is designed for educational purposes only. The information on this web site is not intended as a substitute for the advice of a physician or veterinarian. This information is not intended as a substitute for the reader's independent judgment and personal responsibility. Health issues are far too important to delegate to anyone else. It is highly recommended you research and seek information and counsel from as wide a variety of sources as possible, so you can make well informed educated decisions about you, your child's, or your pet's health, as in the end YOU make the decisions.*



Give Us A Howl!
Please Click Here To Leave Us Your Testimonials, Reviews Or Website Feedback. Thank You!



CLICK HERE TO SEE ALL WHOLISTIC PRODUCTS

Please use our drop down menus below OR scroll down for a listing of natural products and natural health information.

Select Condition

Select Product Name



HOLISTIC PRODUCTS

Adizone & Adizone-C	Fly Free Food Supplement	Pet Vision Eye Drops
Adrenal Energy Formula	Garl-Or3 Yard & Garden Spray	ProTummy (aka Tummy Trouble)
Amber Glass Bottles	H2O2 (35% Food Grade)	Puppy Health Care Kit
Amino B-Plex	Hawthorn & Dandelion	Pyntril
Basic Zapper	Hepato Support	Radox
Bentonite Clay	Hiker's Guard Deet-Free	Redmond Natural TMS
Books	HWF - HeartWorm Free	Reptaid & Reptaid XL
C & F Seasonal Support	Internal Gold Detox Kit	Rx Biotic
Canadian Colostrum	Kidney Rejuvenator	SEA-90 Essential Elements
Canine DT (aka Canine Distempaid)	Kitten Health Care Kit	Senior Vitality Kit
Canine Health Care Kit	Kitty-DT (aka Kitty Distempaid)	Super Immune Formula
Carticil Plus	Kochi Free (aka Kocci Free)	Syringes
Catizol	Life Cell Support	Terminator Zapper
CBD Hemp Oil	Mange- Parasite Oil	Thermometer for Pets
Colloidal Silver	MSM (100% Pure)	Thorvin Organic Kelp
Colostrum	Nature's Way Insect Spray	Tossa-K (aka Kennel Koff)
Consultations	New Zealand Colostrum	Tumoxil
DE Applicators/Dusters	Numo Care & Numo Care-C	Turmeric & Boswellia Joint Formula
Derma NERV	NutriCalm for Dogs	TYD (Thyroid)
Diatomaceous Earth (Food Grade)	Otaxium (aka Otalgia Ear Drops)	Ultra EFA
DMSO	Para-Stop Formula	UTR (aka Urinary Tract Relief)
Essiac (4-Herb Tea)	Parvo Care/Prevention Kit	Vibactra
Evorapet Oral Care Probiotics	Paxxin (aka Parvaid for Parvo)	Vibactra Plus
Feline Health Care Kit	Peritan FP (aka FIP)	Viparabac Plus
Flea Free Food Supplement	Petizol (aka Pet's Pain Formula)	Vintesta (aka Pet's Cough & Cold Formula)
Flea & Mite Control Kit	Pet Scents Herbal Shampoo	Zapper Strapper
	Pet's Skin Cream	
View ALL Holistic Products		View Our Specials

PET PARAPHERNALIA

Clik Stik	Pet Essentials	Pet Medicine Bags
-----------	----------------	-------------------

[Walk In Sync™ Harness & Get A Grip™ Leash](#)

HOLISTIC HEALTH INFORMATION

Animal Communication	Human Health	Puppy Health
Animal Health	Human Vaccines	Retailers (DE)
Breeder Info	Kitten Health	Retailers (Herbal)
Disease	Natural Health Books	Rescue Info
Dog & Cat Nutrition	Organic Gardening	Senior Pet Health
Heartworm	Pain Free	Testimonials
Heartworm Prevention	Parvo Virus	WCR Newsletter
Heartworm Tests	Pet Health	Worm Info
Holistic Vets	Pet Vaccines	
	Holistic Health Library	

WOLF CREEK RANCH INFO

About Us	Home	Poly Manx Kittens
Disclaimer	Links	Privacy Policy
Employment	Nubian Goats	Return Policy
Family Photos	Order Info	Shipping Info
Holistic Products	Our Policies	Terms & Conditions



PRODUCT, SERVICE & INFORMATION DISCLAIMER

The information on this web site is not intended as a substitute for the advice of a physician or vet. This information is not intended as a substitute for the reader's independent judgment and personal responsibility. Health issues are far too important to delegate to anyone else. It is highly recommended you research and seek information and counsel from as wide a variety of sources as possible, so you can make well informed educated decisions about you, your child's, or your pet's health, as in the end YOU make the decisions.

The information on this Web site is designed for educational purposes only. It is not intended to be a substitute for informed medical advice or care. You should not use this information to diagnose or treat any health problems or illnesses without consulting your vet, pediatrician or family doctor. Please consult a physician or veterinarian with any questions or concerns you might have regarding your, your child's, or your pet's health condition.

The Dietary Supplement Health & Education Act (DSHEA) of 1994 requires us to state: "These statements have not been evaluated by the Food and Drug Administration. These products are not intended to diagnose, treat, cure, or prevent any disease."

Food Grade Diatomaceous Earth is not EPA registered to be used as a pesticide. We cannot ship Food Grade DE to Texas. Any shipments made to California are made with the understanding that it will not be used as a pesticide.

Amber Technology's Herbal Nutraceuticals for Pets Products are not registered with the state of Texas; therefore, we cannot ship these products to Texas.

[CLICK HERE TO SEE OUR FULL DISCLAIMER](#)

Visit our new mobile friendly site [Wolf Creek Ranch Organics](#)

All Information and Photos © Copyright 2001 to Present, and may not be used without express written permission from Wolf Creek Ranch. All Rights Reserved